

ANZMAC - Guidelines for Paper Submissions

Thank you for your interest in submitting your paper for presentation to ANZMAC.

Please read the instructions below for submitting a paper to ANZMAC.

1. Before you can make a submission, you will need to click the “Submit Paper” button on the conference website to log in or set up an account with Oxford Abstracts.
2. Once registered, you can make your submission by completing the fields in the online submission form. Please note that mandatory fields are marked with an asterisk (*).

BEFORE SUBMITTING: Please make sure all author and co-author names are removed from your paper for blind review.

Please note: You must include both your mini abstract and two-page paper in the submission.

There is a maximum of two submissions allowed per author

For more information on ANZMAC's submission template and the submission guidelines, please head to [ANZMAC 2026 Website](#).

For any further information or questions, please email conference@anzmac.org.

Submissions are currently closed so submitters will be unable to see this form. However administrators can still create submissions

Paper Title*

Enter the FULL TITLE of your submission (Your title must be 10 words maximum).

0/10

3. You will need to upload your 200-word mini abstract and keywords separately. You can copy and paste this from your Word document.

Mini Abstract*

Please copy and paste your short abstract (200 words) into the text box.

↶ ↷ *i* x_2 x^2 Ω ↯

0/200

Keywords

Please add in three keywords (optional)

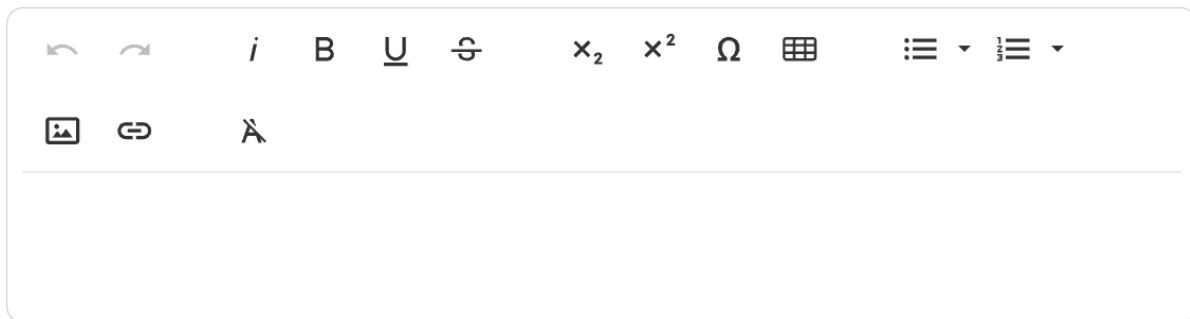
↶ ↷ *i* x_2 x^2 Ω ↯

0/7

4. When submitting your two-page paper, copy and paste the content into the field provided.

Two Page Paper*

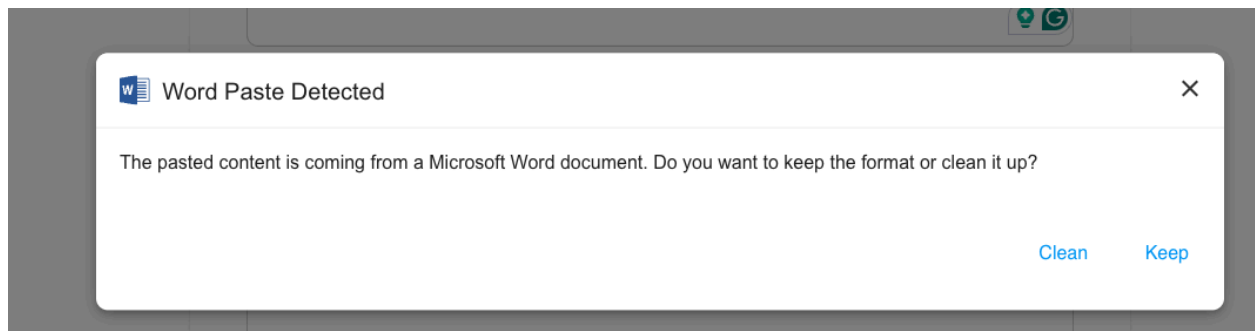
Please copy and paste your two-page paper into the text box below. It will ask if you would like to keep your file formatting which we recommend so your paper stays aligned. (images and graphs can be copied into the text box)



A rich text editor toolbar with the following icons: Undo, Redo, Italic (i), Bold (B), Underline (U), Strikethrough (ABC), Subscript (x₂), Superscript (x²), Insert Link (Ω), Table (grid icon), Bulleted List (three horizontal lines), Numbered List (three horizontal lines with numbers), Image (picture icon), Link (chain icon), and Unlink (chain icon with slash).

0/2500

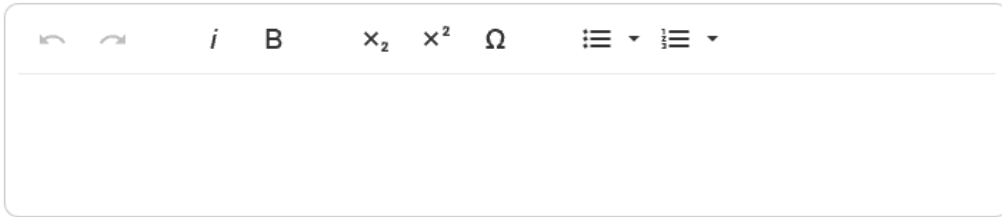
If your paper includes graphs, images, or any pictures, please copy and paste your entire paper from Word into the text box. It will then ask if you want to align the text with your original document. Select Keep, and everything should remain the same as the Word document.



- Once you have entered your two-page paper, scroll down to include your references in a separate field. This can be copied and pasted.

References*

Please list your references here



A rich text editor interface for entering references. It features a toolbar with icons for undo, redo, italic, bold, subscript, superscript, link, bulleted list, and numbered list. Below the toolbar is a large text area for input. A character count '0/2000' is displayed at the bottom right of the text area.

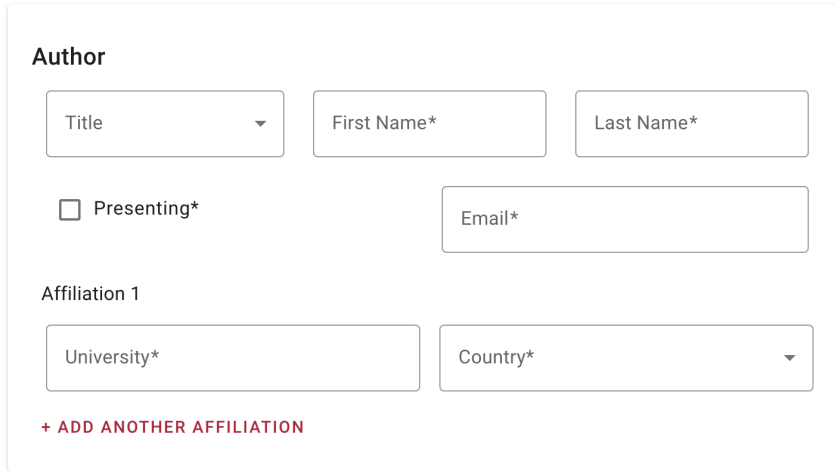
- Please make sure you include all co-authors of your paper; you must list all contributing authors, as this will be reflected in the conference proceedings. You can add up to 12 co-authors.

Authors*

The order of the authors entered on this page will be reflected in the final publications.

To add authors, select "Add another author".

To change the order, use the arrow button and drag/drop as appropriate.



Author

Title First Name* Last Name*

Presenting*

Affiliation 1

University* Country*

[+ ADD ANOTHER AFFILIATION](#)

[+ ADD ANOTHER AUTHOR](#)

7. All presenting authors **MUST** register for the conference in person, and you must nominate them all via the submission form. Due to the time constraints, we only allow up to **two** presenting authors. Please also note that ANZMAC cannot preclude timetable clashes for any non-presenting authors.

Please note that papers with no registered presenting author will be automatically withdrawn from the Program and the Proceedings.

In the event that your paper is accepted, you will be asked to update your presenting author details so our events team can reach out to the correct authors.

8. Please note that all authors of the paper must approve the submission.

Author approval*

- I confirm that this submission has been approved by all authors

Presenting Author will attend*

- I confirm that the presenting author will register in full by the presenter deadline date. Presenters not registered by this date automatically be withdrawn. Due to the time constraints, we only allow up to two presenting authors. Please also note that ANZMAC cannot preclude timetable clashes for any non-presenting authors.

Presenting Information

- In the event that this paper is accepted for presentation, I confirm that the information presented is correct and that the event organisers will reach out to the presenting author(s) listed on the submission form.

9. Please select the track to which you wish to submit your paper. Please note that you can only select one track.
10. If you wish to be a reviewer for any Track(s), you can indicate your interest at the end of your paper submission form. You will be assigned a maximum of two papers per track.

Tracks*

Please choose the Track you would like to submit to. Please note you can only select one Track per paper.

Track(s) Reviewer

Please let us know if there are any Track(s) you would like to be a reviewer for. You will be assigned a maximum of two papers per track.

11. If your presenting author wishes to be a session chair, please indicate their interest.
12. Indicate whether you would like your paper as a mini abstract or as a two-page paper in the conference proceedings.

Session Chair Opportunity

In the event that this paper is accepted for presentation, would the presenting author(s) like to be a session chair for your final track? If yes, you will either be selected to be a session chair for your allocated session or another session in your track.

Yes

No

Publishing in Conference Proceedings*

In the event that this paper is accepted for presentation, the mini abstract will be published in the proceedings by default. However, if you would prefer your two-page extended abstract to be published in the proceedings, please indicate:

Mini abstract

Two-page paper

13. Once you are happy with your submission, click "Submit".